


TCP/IP Network Access Control B Series

Access Control System Provider

**TCP/IP elevator accesscontroller**

TCP/IP elevator access controller is one of TCP/IP access controllers which use standard industrial TCP/IP to communicate with PC. There is no limitation of device quantity. Each controller panel has 32 outputs and connects an extension panel, so that the total output control interface can reach 64. We can config NO/NC. Software can manage all kinds of network controllers.

Application: Elevator floor access controller, locker...



**Reliability** **Comprehensive** **Standard** **Quality**

10 years experience | Network access control's all features | Standard protocol and interface | 3 years' warranty

**Features**

- High performance 32bit CUP processor.
- Standard 10/100M TCP/IP communication.
- Big capacity flash chip, 120,000 card holders, 200,000 records.
- Each panel support 32 outputs, and support NO/NC and we can change NO/NC through software or jumper.
- Each panel can connect a expansion panel to reach 64 outputs.
- There is one RS485 port which can be used for intercom, expansion, elevator linking. And we can choose third party intercom protocol input.
- Connect an expansion panel to realize visitor function.
- Each door's time zone has as many as 16 groups, and each group can choose different verification methods.
- Support 16 floor direct access mode and directly reach 32 floors by using expansion panel.
- Support multi verifications: Card, card+PSW, PSW, double cards, free pass, first card...
- Support remotely open or close.
- Support emergency door release input to realize fire alarm linkage or elevator's normal usage if emergency.
- Support 1st floor arrival signal output to activate the elevator button.
- Support many kinds of events' alarm output like invalid card, invalid time, door alarm, or door open overtime.
- Elevator controller can connect 2 Wiegand reader with wiegand protocol like 26, 34, 37.
- Support the setting of each card's valid time.
- All of access control devices support RS485, TCP/IP controller's mixing installation.
- Support 8 group timing function. We can config many kinds of timing function. For example, we can access to some floors in some week, some time zone.

**TCP/IP Parameter**

User: 120000  
Event: 200000  
Communication: TCP/IP  
Communication distance: 1200 meters  
Card reader: Wiegand protocol  
Door open method: Card, Card+PSW, double card, software, free pass, PSW.

**TCP/IP Standard interface**

Card reader: 1  
Control output: 32  
Fire alarm input: 1  
Elevator button: 32  
1st floor arrival input: 1  
TCP/IP communication: 1

**TCP/IP Basic parameter**

Panel size: 218\*136\*32mm  
Panel color: Deep blue  
Panel weight: 450g  
Metal box size: 285\*240\*82mm  
380\*300\*75mm  
Box color: Black  
Box weight: 1.4KG (bigger: 2.4KG)

Working temperature: <60 degree  
Humidity: 10%--95% R.H  
Working voltage: 12V  
Working current: <80mA  
Rated power: ≤5W  
Data protection if no power supply: 10 years

**TCP/IP Application area**

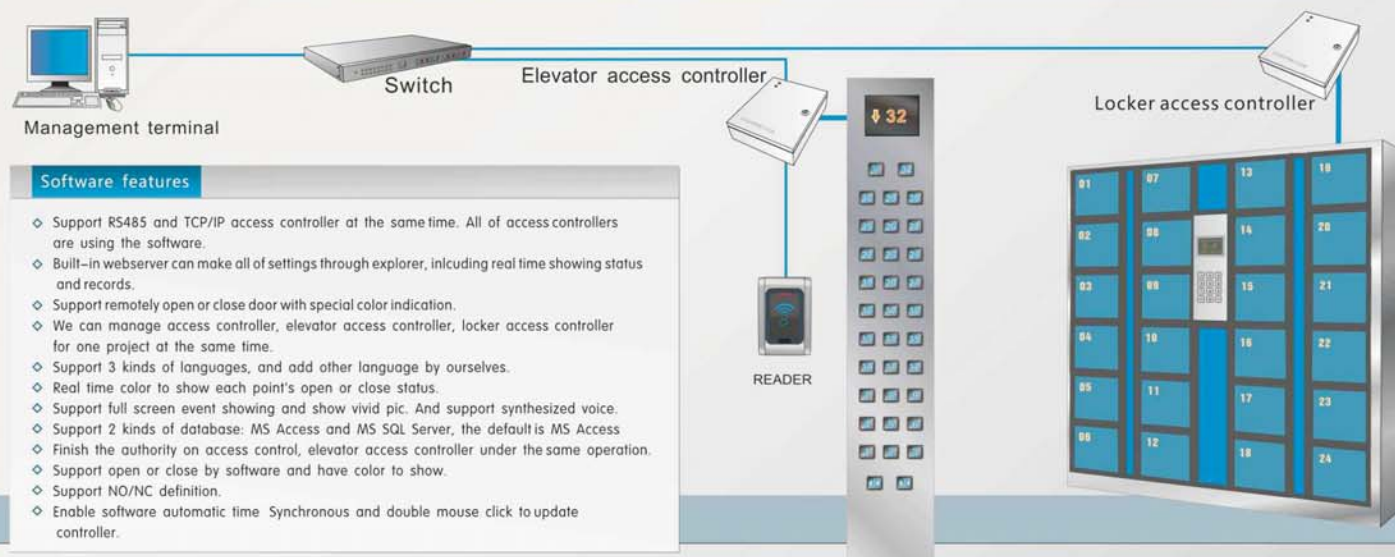
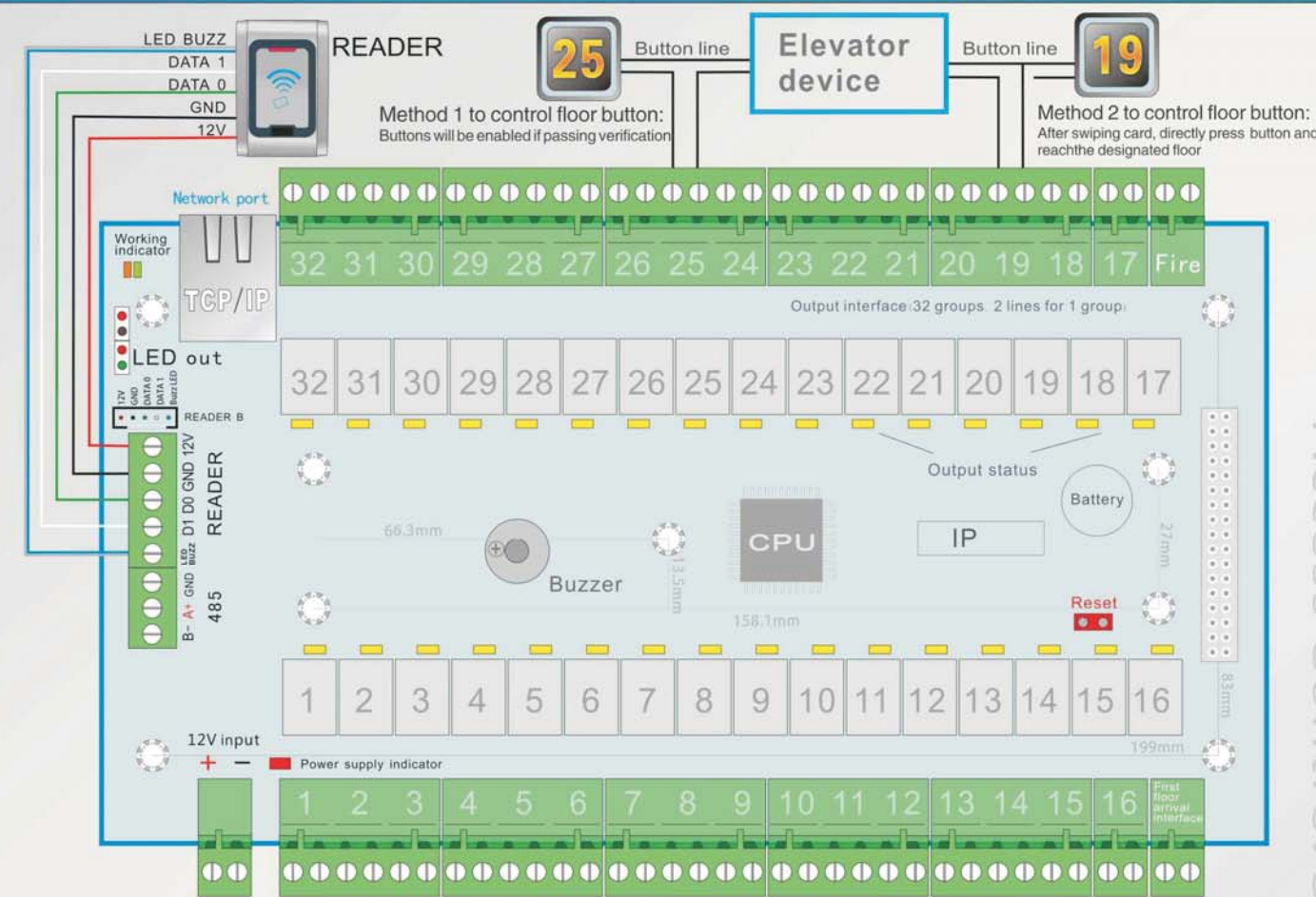
Government, research institution  
Industrial and mining enterprises  
Intelligent building, office building  
Intelligent community, Villas  
Apartment, Communication room  
Bank financial institutions, treasury  
Military installation, Prison  
Subway, airport, bus station  
Turnstile control, car parking system  
University, hospital, hotel

TCP/IP Network Access Control B Series

Access Control System Provider

**TCP/IP elevator access controller wiring diagram explanation**

Wire from elevator button to access controller: Choose lines as per elevator button qty, each 2 lines for one output, and line diameter should be >0.3mm.  
TCP/IP communication: Use country standard network line, the distance between controller and HUB or PC should be less than 100 meters.  
How to reset access controller:  
1. We can see a red jumper on controller. After power off, pull out of jumper, and wait for 6 seconds, then power it, we can hear 2 sounds from buzzer, then power off, plug the red jumper and power controller. All of data in controller is cleared.  
2. Open software, right click on controller icon to be initialized—device—reset access controller.



**Software features**

- Support RS485 and TCP/IP access controller at the same time. All of access controllers are using the software.
- Built-in webserver can make all of settings through explorer, including real time showing status and records.
- Support remotely open or close door with special color indication.
- We can manage access controller, elevator access controller, locker access controller for one project at the same time.
- Support 3 kinds of languages, and add other language by ourselves.
- Real time color to show each point's open or close status.
- Support full screen event showing and show vivid pic. And support synthesized voice.
- Support 2 kinds of database: MS Access and MS SQL Server, the default is MS Access
- Finish the authority on access control, elevator access controller under the same operation.
- Support open or close by software and have color to show.
- Support NO/NC definition.
- Enable software automatic time Synchronous and double mouse click to update controller.

Access Control System Provider

Access Control System Provider